

classic

DIE FORMED STEEL SEAT STYLES



D DIAMOND



- Diamond**
- Expanded metal
 - 3/4" opening
 - 9-gauge material

Wave, Fiesta, Slat, and Perforated

- 12-gauge sheet steel




W WAVE



FB FIESTA



S SLAT




P PERFORATED



DIAMOND AND PERFORATED METAL


V DIAMOND

- 9-gauge material
- Expanded metal
- Round corners
- 3/4" opening




VR DIAMOND ROLLED EDGE

- 9-gauge material
- Expanded metal
- Rolled edge
- 3/4" opening




P PERFORATED

- Perforated metal
- Round corners
- 5/8" diameter punched pattern



PR PERFORATED ROLLED EDGE

- Perforated metal
- Rolled corners
- 5/8" diameter punched pattern



premium

COLLECTION SEAT STYLES





S VERTICAL SLAT

- 1/4" x 1-1/2" flat plate




S SLAT

- 1" x 2" Rectangular support rail



HS HORIZONTAL SLAT

- 1/4" x 1-1/2" flat plate



M MORNING

- 3/16" laser cut flat plate



R ROD-STYLE

- 5/8" Steel Rods



B BOW

- 3/16" x 1-1/2" flat plate

